

SIGN TRIMLESS

A37618-
base number LED Dimming Color Temperature

- 1.To build a product code in our configurator select the specify button on the base model # product page
- 2. To build a manual product code on this datasheet choose from the options listed below in blue font and add the suffix to the base model #

GENERAL

Series: Sign
Brand: Prolicht
Division: Architectural
Mounting Type: Trimless
Mounting Location: Ceiling
Subcategory: Ambient

PHYSICAL

Shape: Round
Diameter (mm): 380
Diameter (in): 14 15/16
Height (mm): 85
Height (in): 3 3/8
Light Distribution: Direct
Weight (kg): 2.086
Weight (lbs): 4.599
Diffuser: PMMA - Opal
Fixture Material: Extruded Aluminum / Steel
Cut-out Measurements: 405mm / 15 15/16"
Upon Request: Unique Sizes Unique Ceiling Thickness Unique Mounting Depth Spot Inserts

ELECTRICAL

Lamp Type: LED (Zhaga Standard)
Input Wattage (W): 25.3 / 22 (4000K)
Total Output Wattage (W): 22.9 / 20.1 (4000K)
Dimming: Tri-Mode (Non-Dimming and Phase Dimming (120Vac only) and 0-10V Dimming)
Driver Included: Yes
Driver Location: Integrated
Driver Type: Constant Current - Universal
Driver Class: Class 2
Input Voltage (V): 120 - 277
Constant Current (MA): 700

LED

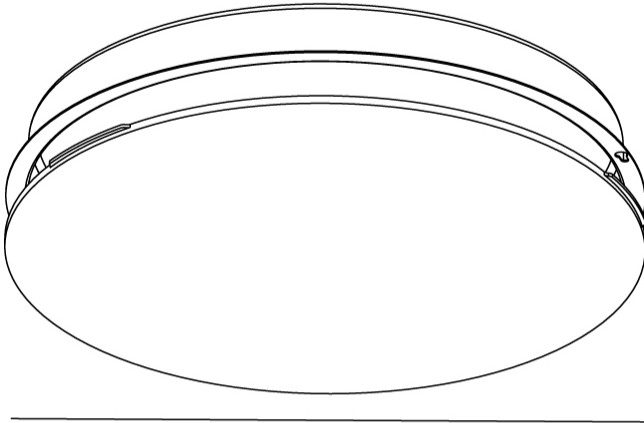

Color Temperature (°K): 3000 / 4000
Max. Delivered Lumen (lm): 2080 / 2038 / 1900
CRI: >80 CRI
Efficiency (%): 65% (5mm Perspex)|69%
Lamp Life (hrs): 50000
Upon Request: RGB Tunable White Special Color Temperature CRI90

OPTICAL

RATINGS AND CERTIFICATIONS

Certified By: Certified for North American Standards
IP rating: IP20

PROJECT
TYPE
SPECIFIER
QUANTITY
DATE



85mm 3 3/8"

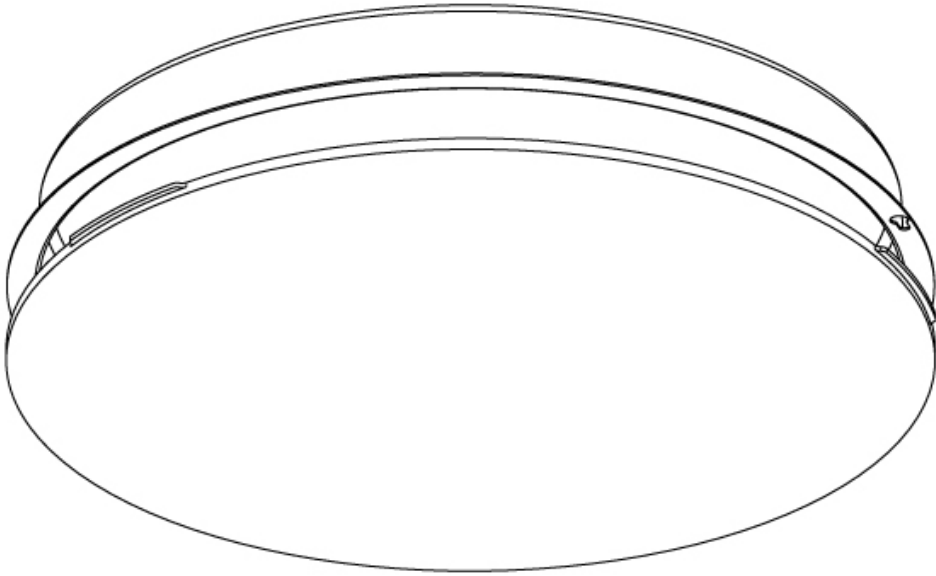
Ø 380mm 14 15/16"



405mm
15 15/16"



| | |
|-----------|--|
| PROJECT | |
| TYPE | |
| SPECIFIER | |
| QUANTITY | |
| DATE | |



SIGN RECESSED

A37769-

| | | | | |
|-------------|----------------|----------------------|-----------------------|---------------------|
| base number | LED Dimming | Color Temperature | Finishes (Diamond) | Diffuser Options |
|-------------|----------------|----------------------|-----------------------|---------------------|

1. To build a product code in our configurator select the specify button on the base model # product page
2. To build a manual product code on this datasheet choose from the options listed below in blue font and add the suffix to the base model #

GENERAL

| |
|----------------------------|
| Series: Sign |
| Brand: Prolicht |
| Division: Architectural |
| Mounting Type: Recessed |
| Mounting Location: Ceiling |
| Subcategory: Ambient |

PHYSICAL

| |
|---|
| Shape: Round |
| Diameter (mm): 393 |
| Diameter (in): 15 1/2 |
| Height (mm): 175 |
| Height (in): 6 7/8 |
| Ceiling Thickness (mm): 10 / 12.5 / 15 / 25 / 30 |
| Ceiling Thickness (in): 3/8 or 1/2 or 9/16 or 1 or 1 3/16 |
| Min. Recessing Depth (mm): 175 |
| Min. Recessing Depth (in): 6 7/8 |
| Light Distribution: Direct |
| Weight (kg): 4.327 |
| Weight (lbs): 9.539 |
| Diffuser: PMMA - Opal or Micro-Prism |
| Fixture Finish: SSR / BKV / CWI / CRY / HAB / LAG / UFT / ITA / RUA / RUR / MIC / FTG / MYG / TWT / LOD / PUS / FRO / FUP / KIA / POP / BLS / SPG / MEY / GOH / GUM / CHC / COM / ABZ / JAG / OBR / MOS / ROR |
| Fixture Material: Extruded Aluminum / Steel |
| Cut-out Measurements: 380mm / 14 15/16" |

ELECTRICAL

| |
|---|
| Lamp Type: LED (Zhaga Standard) |
| Input Wattage (W): 25.3 / 22 (4000K) |
| Total Output Wattage (W): 23 / 20 (4000K) |
| Dimming: Tri-Mode (Non-Dimming and Phase Dimming (120Vac only) and 0-10V Dimming) |
| Driver Included: Yes |
| Driver Location: Integrated |
| Driver Type: Constant Current - Universal |
| Driver Class: Class 2 |
| Input Voltage (V): 120 - 277 |
| Constant Current (MA): 700 |

LED

| |
|---|
| Color Temperature (°K): 3000 / 4000 |
| Max. Delivered Lumen (lm): 2110 / 2068 / 1930 |
| CRI: >80 CRI |
| Efficiency (%): 68 |
| Lamp Life (hrs): 50000 |

OPTICAL

RATINGS AND CERTIFICATIONS

| |
|--|
| Certified By: Certified for North American Standards |
| IP rating: IP20 |

| |
|-----------|
| PROJECT |
| TYPE |
| SPECIFIER |
| QUANTITY |
| DATE |



380mm
14 15/16"

175mm
6 7/8"

10 - 30mm
3/8" - 1 3/16"



| |
|-----------|
| PROJECT |
| TYPE |
| SPECIFIER |
| QUANTITY |
| DATE |



PROJECT

TYPE

SPECIFIER

QUANTITY

DATE

Fixture Finish

| | | | | | |
|--|---|---|---|--|--|
| Sparkling Silver - 01 (SSR)  | Black Velvet - 02 (BKV)  | Crystal White - 03 (CWI)  | Creamy - 04 (CRY)  | Hampton Bay - 05 (HAB)  | Lagoon - 06 (LAG)  |
| Urban Forest - 07 (UFT)  | In the Army - 08 (ITA)  | Rusty Angel - 09 (RUA)  | Rusty Rush - 10 (RUR)  | Milk and Chocolate - 11 (MIC)  | Fade to Gray - 12 (FTG)  |
| Mysterious Gray - 13 (MYG)  | Twilight - 14 (TWT)  | Lost Dream - 15 (LOD)  | Purple Sky - 16 (PUS)  | Fresh Oh - 17 (FRO)  | Funky P. - 18 (FUP)  |
| Kissing Aphrodite - 19 (KIA)  | Poseidon's Paradise - 20 (POP)  | Blue Sky - 21 (BLS)  | Spring Green - 22 (SPG)  | Mellow Yellow - 23 (MEY)  | Golden Heart - 24 (GOH)  |
| Gun Metal - 25 (GUM)  | Champagne Cream - 26 (CHC)  | Copper Mine - 27 (COM)  | Ancient Bronze - 28 (ABZ)  | Jazz Gold - 29 (JAG)  | Olive Breeze - 30 (OBR)  |
| Moonlight Silver - 31 (MOS)  | Rosewood Red - 32 (ROR)  | | | | |

Digital: Not all screens are calibrated the same, and therefore, colors will appear differently between devices.
Physical: When texture is involved, there will be variations in color, character and tone within a product and between product families.

Gun Metal: No Gun Metal finish is alike. It combines a mixture of transparent and black color particles to ensure a highly individual effect and no luminaire being identical.
Champagne Cream, Copper Mine, Ancient Bronze + Jazz Gold: These finishes have slight fading from specific powder coating production. Each luminaire will slightly vary.

Available for International specifications by adding 'INT' at the end of the existing Model #. For assistance on 'custom' specifications, contact zteam@zaneen.com.
In a constant effort to supply the best product, we reserve the right to change specifications or materials without notice. The most recent specification sheets are found at zaneen.com

| |
|-----------|
| PROJECT |
| TYPE |
| SPECIFIER |
| QUANTITY |
| DATE |

LEGEND

| | | | | | |
|--|---|---|--|---|--|
|  | floor-mounted |  | pivotal |  | special LED (upon request) RGB, RGBW, tunable, gold+, meat+, art+, fashion+ |
|  | wall and ceiling: recessed and surface mounted |  | rotating |  | warm dim / natural dimming LED |
|  | ceiling-mounted and wall-mounted |  | illuminate tilted |  | rechargeable battery powered |
|  | wall-mounted |  | color of suspension cable |  | fixture with natural vivid LED (upon request) |
|  | omni-directional light distribution |  | length of suspension cable |  | color rendering index |
|  | direct light distribution |  | reflector degree selection |  | color temperature |
|  | direct/indirect light distribution |  | super spot |  | lumen (luminous flux) |
|  | indirect light distribution |  | lens |  | efficacy (lumens per watt) |
|  | asymmetric light distribution |  | lens pack |  | Unified Glare Rating (UGR) range from 5-40 |
|  | aura light distribution |  | shine ring |  | marine grade (AISI 316 stainless steel) |
|  | round wall or ceiling cut-out |  | integrated shine ring with diffuser |  | walk on |
|  | square wall or ceiling cut-out |  | free individual colors 01-29 |  | drive on |
|  | the supplied jig specifies the cutout dimensions |  | individual colors: 00 (free of charge), 01-25 (extra charge) |  | Dark Sky Compliance |
|  | minimum distance (meters) lamp - object |  | luminaire part to be colored (F1) |  | Americans with Disabilities Act (less than 4" off the wall located between 27"-84" from floor) |
|  | recessed depth |  | luminaire part to be colored (F2) |  | lamp protected against explosion |
|  | ceiling thickness in mm |  | luminaire part to be colored (F3) |  | blown glass using traditional methods by master glass blower |
|  | ceiling thickness selection |  | luminaire part to be colored (F4) |  | acoustic material |
|  | dimmable DP (phase), DV (0-10V), DD (dali), DS (step-dim) |  | luminaire part to be colored (F5) |  | protection class I, protection insulation |
|  | included or excluded LED driver/transformer/control gear |  | color of 3-circuit adaptor |  | protection class II, protection insulation |
|  | separately switchable |  | indirect diffuser |  | ETL Certified to UL and CSA Standards |
|  | sensor |  | direct diffuser |  | UL Certified to UL and CSA Standards |
|  | remote control |  | ball-proof (upon request) |  | CSA Certified to UL and CSA Standards |
|  | available upon request |  | accessory |  | Certified for North American Standards |

IP RATING

| | |
|---|--|
|  | protected against ingress of solid bodies greater than 12.5mm (finger) |
|  | protected against ingress of solid bodies greater than 2.5mm protected against sprays of water up to 60 degrees from the vertical (rain) |
|  | protected against ingress of solid bodies greater than 1mm (wire) no protection against the ingress of moisture |
|  | protected against ingress of solid bodies greater than 1mm (wire) protected against sprays of water up to 60 degrees from the vertical (rain) |
|  | protected against ingress of solid bodies greater than 1mm (wire) protected against water splashed from all directions |
|  | protected against limited ingress of dust (wet rooms/covered outdoor areas) protected against water splashed from all directions |
|  | protected against ingress of dust protected against jets of water |
|  | protected against ingress of dust protected against powerful jets of water or heavy seas |
|  | protected against ingress of dust protected against immersion of water between 15cm - 1m for 30 minutes |
|  | protected against ingress of dust protected against immersion of water under pressure for long periods |

IK RATING

| | |
|---|---|
|  | protected against 0.14 joules impact (equivalent to 0.25kg mass dropped from 56mm above the surface) |
|  | protected against 0.2 joules impact (equivalent to 0.25kg mass dropped from 80mm above the surface) |
|  | protected against 0.35 joules impact (equivalent to 0.25kg mass dropped from 140mm above the surface) |
|  | protected against 0.5 joules impact (equivalent to 0.25kg mass dropped from 200mm above the surface) |
|  | protected against 0.7 joules impact (equivalent to 0.25kg mass dropped from 280mm above the surface) |
|  | protected against 1 joules impact (equivalent to 0.25kg mass dropped from 400mm above the surface) |
|  | protected against 2 joules impact (equivalent to 0.5kg mass dropped from 400mm above the surface) |
|  | protected against 5 joules impact (equivalent to 1.7kg mass dropped from 300mm above the surface) |
|  | protected against 10 joules impact (equivalent to 5.0kg mass dropped from 200mm above the surface) |
|  | protected against 20 joules impact (equivalent to 5.0kg mass dropped from 400mm above the surface) |